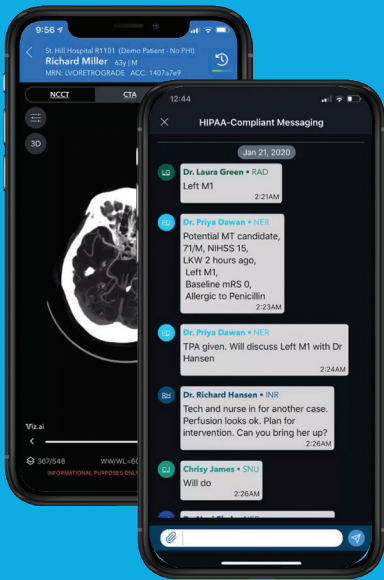


VIZ.AI STROKE SOFTWARE SOLUTION

Right patient. Right place.
Right time. Right treatment.



EASE OF USE^{1,2,6}

- Fast, automated detection of suspected LVO's using deep learning A.I. with a sensitivity of 96.3% and specificity of 93.8%.
- CTP analysis, color mapping and motion artifact correction
- High-quality mobile image viewer at your fingertips
 - Quick CT image processing, loading and viewing times
 - Ability to dynamically 3D view, window, level, zoom in/out, reconstruct MIPs, and adjust orientations
- Integrated, HIPAA-compliant communication platform
- Central repository of
 - Workflow time stamps
 - Key metrics
 - Clinical information
 - EHR/Registry data export functionality

SYNCHRONIZATION OF CARE¹

Alert sent to the entire stroke care team on-call – within minutes – leading to expedited triage and care coordination across your hub and spoke network

Synchronization of care before the patient enters the hospital with EMS notifications

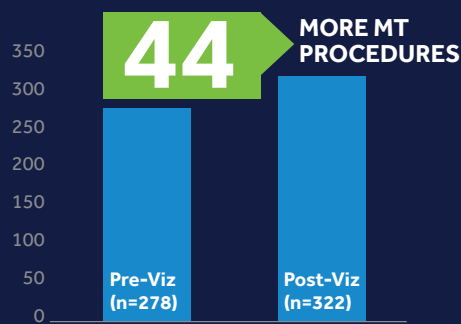
COVID-19 workflow solution*



Medtronic

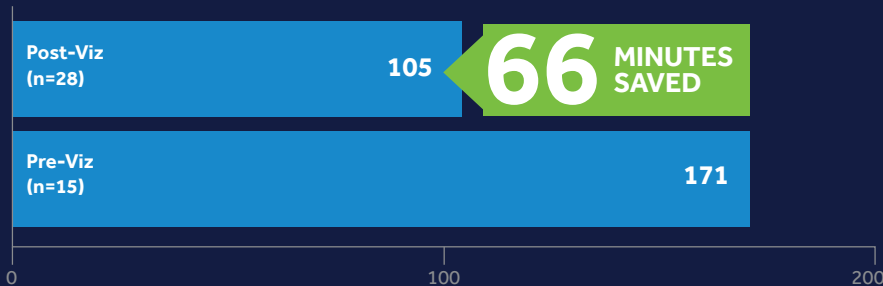
THE REAL WORLD IMPACT OF VIZ

Increased Access to Care⁵



Significant Time Savings³

PSC Picture to CSC Arrival ($p = 0.0163$)



Clinical Outcomes⁴

Mean 5-Day NIHSS and Discharge mRS; median 90-Day mRS ($p < 0.05$).
 33 min saved from PSC arrival to CSC groin puncture time ($p = 0.0655$).
 30 min saved from PSC arrival to INR alert time ($p = 0.0116$).

	Pre-Viz (n=20)	Post-Viz (n=22)	% Change	P-Value
5-Day NIHSS	22	11	51%	0.02
Discharge mRS	4.6	2.9	37%	0.03
90-Day mRS	5.0	3.0	40%	0.02

Data presented here are single center sources

HIGH-LEVEL OF SECURITY

- Secure, cloud-based system which meets **high security standards** and all data lives behind a secure firewall and is encrypted at every point in transit



- * Viz COVID-19. Does not include medical device functionality
- ** Only for Medicare fee-for-service beneficiaries in a hospital inpatient setting.

*** ISO certifications include: ISO 27001:2013, ISO 27017:2015, ISO 27018:2014, ISO 27799:2016, ISO 22301:2012

1. FDA De Novo DEN170073

2. Raul Nogueira et al. CTP Correction Analysis Comparison. Retrospective Study, 1 Center, n=55, rCBF <30% and Tmax >6s volumes, r=0.94 and 0.96. ISC Presentation 2019

3. Hassan AE, Ringheanu VM, Rabah RR, Preston L, Tekle WG, Qureshi AI. Early experience utilizing artificial intelligence shows significant reduction in transfer times and length of stay in a hub and spoke model. Interventional Neuroradiology. August 2020. doi: 10.1177/1591019920953055

4. Morey A, Fifi J., et al. Impact of Viz LVO on Time-to-Treatment and Clinical Outcomes in Large Vessel Occlusion Stroke Patients Presenting to Primary Stroke Centers. medRxiv preprint doi: <https://doi.org/10.1101/2020.07.02.20143834> this version posted July 5, 2020

5. Viz report #PRM-0227. Swedish Medical Center experience.

6. Shalitin et al. AI-powered stroke triage system performance in the wild. Journal of Experimental Stroke & Translational Medicine. 2020;12(3):03.

Medtronic

Medtronic International Trading Sarl
 Route du Molliou 31
 Case postale
 1131 Tolochenaz
 Switzerland
 Tel: +41 (0) 21 802 70 00
 Fax: +41 (0) 21 802 79 00

[medtronic.eu](https://www.medtronic.eu)

See the device manual for detailed information regarding the instructions for use, indications, contraindications, warnings, precautions, and potential adverse events.

For further information, contact your local Medtronic representative and/or consult the Medtronic website at [medtronic.eu](https://www.medtronic.eu).

Viz.ai is CE marked by Viz.ai Inc and distributed by Medtronic. UC202109223EE © 2021 Medtronic. All right reserved. Medtronic, Medtronic logo and Further, Together are trademarks of Medtronic. Third party brands are trademarks of their respective owners. All other brands are trademarks of a Medtronic company.